

Amplify.


mCLASS / Lectura Ready for School 2023




mCLASS Updates

Agenda

- Unified Home and Entryways
- Retired Home and Entryways
- What Unified Home and Entryways Look Like For Educators
- What Unified Home and Entryways Look Like For Students
- mCLASS Lectura
- mCLASS DIBELS 8th Demo Mode
- mCLASS Intervention Updates

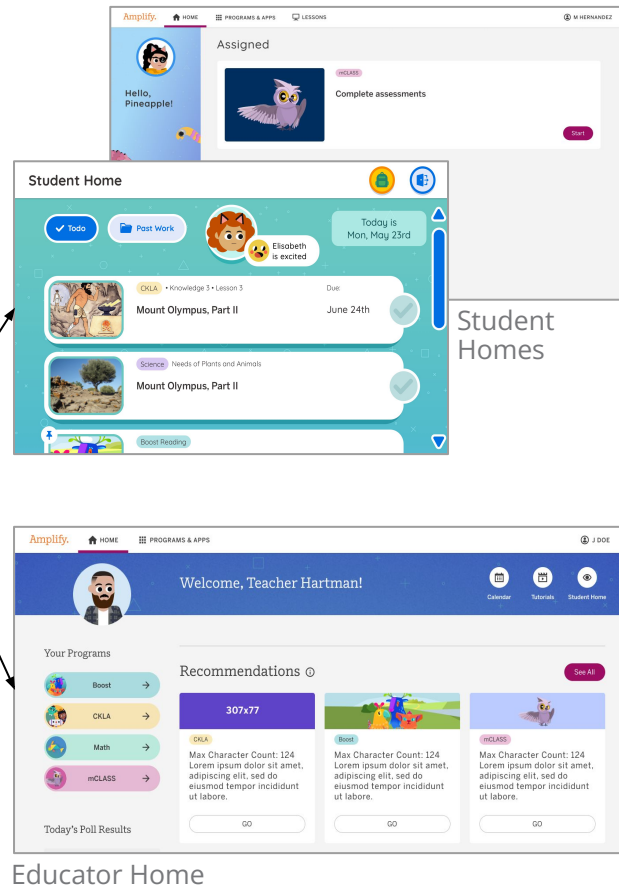
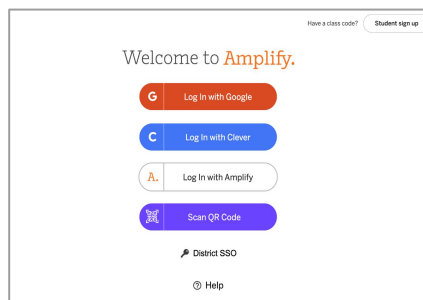


Unified Home and Entryways




Unified home and entryways

- mCLASS customers will use learning.amplify.com to enter their products
- mCLASS educators and administrators will land on Educator Home
- mCLASS students will land on Student Home
- Live July 1, 2023

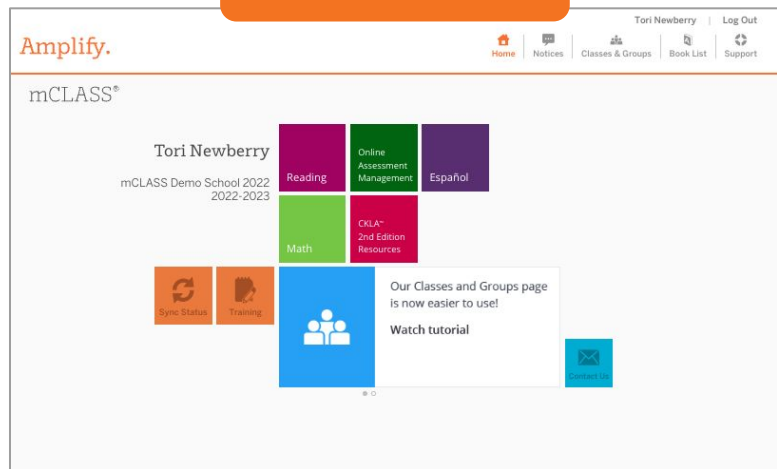


Retired Home and Entryways



Retired: mCLASS portal/home

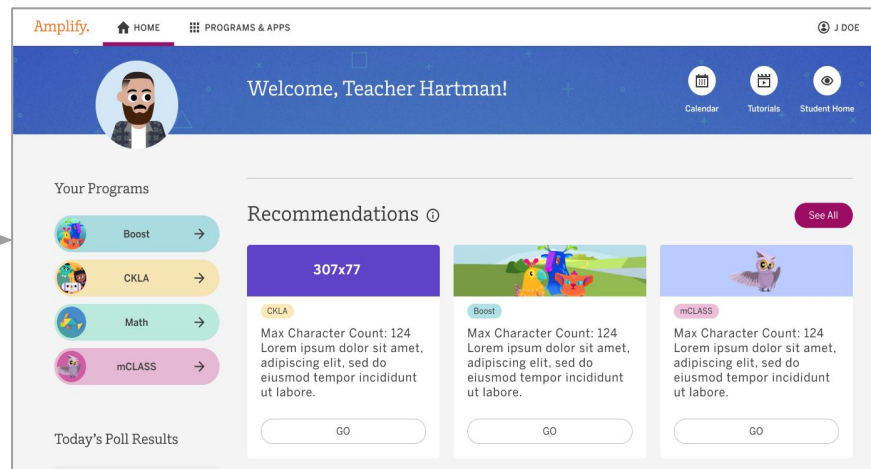
Retired on 7/1/23



mCLASS Portal/Home

mclass.amplify.com

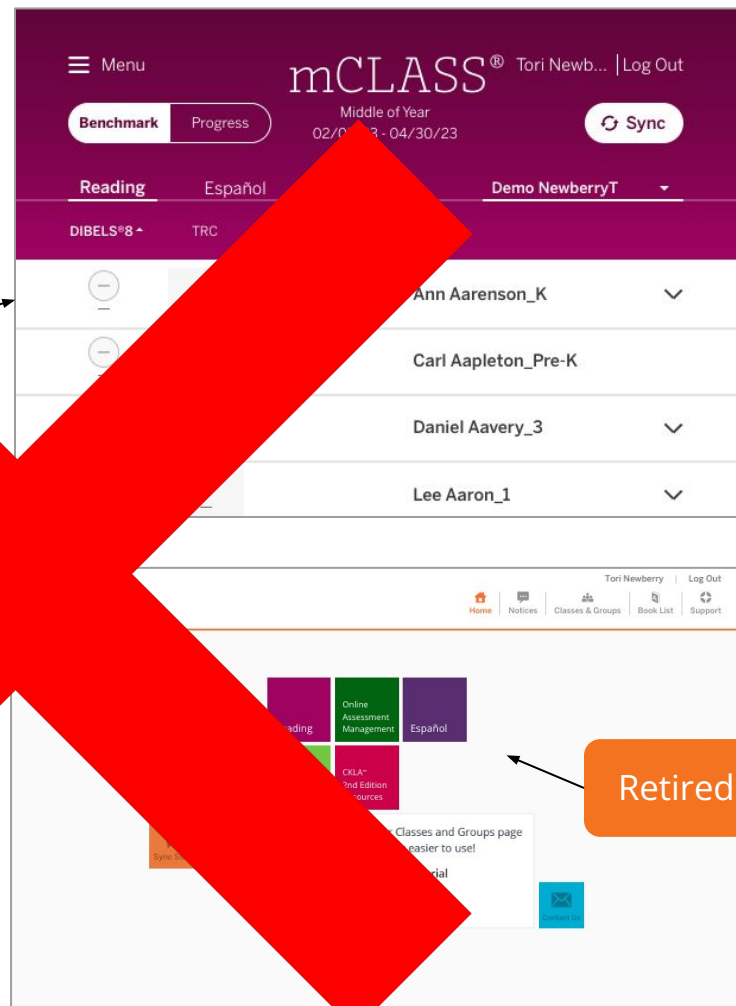

mclass.amplify.com/portal



Educator Home

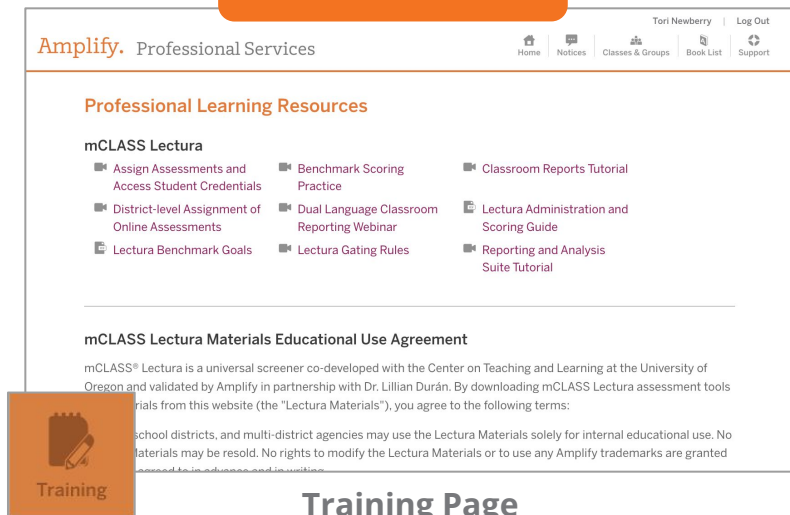
learning.amplify.com/home

Retired educator flow



Retired: mCLASS training page

Retired on 7/1/23

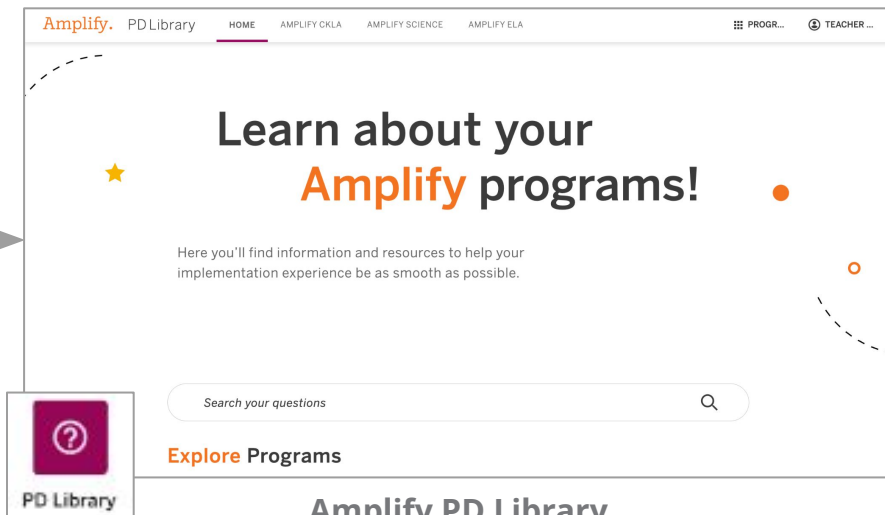


The screenshot shows the 'Amplify Professional Services' page. The header includes a navigation bar with 'Home', 'Notices', 'Classes & Groups', 'Book List', and 'Support'. The main content area is titled 'Professional Learning Resources' and features a section for 'mCLASS Lectura' with a grid of links: 'Assign Assessments and Access Student Credentials', 'Benchmark Scoring Practice', 'Classroom Reports Tutorial', 'District-level Assignment of Online Assessments', 'Dual Language Classroom Reporting Webinar', 'Lectura Administration and Scoring Guide', 'Lectura Benchmark Goals', 'Lectura Gating Rules', and 'Reporting and Analysis Suite Tutorial'. Below this is a section for 'mCLASS Lectura Materials Educational Use Agreement'.

Training

Training Page

<https://mclass.amplify.com/portal/profservices>



The screenshot shows the 'Amplify PD Library' page. The header includes a navigation bar with 'HOME', 'AMPLIFY CKLA', 'AMPLIFY SCIENCE', and 'AMPLIFY ELA'. The main content area features a large heading 'Learn about your Amplify programs!' and a subheading 'Here you'll find information and resources to help your implementation experience be as smooth as possible.' Below this is a search bar with the placeholder text 'Search your questions' and a magnifying glass icon. At the bottom, there is a section titled 'Explore Programs'.

PD Library

Amplify PD Library

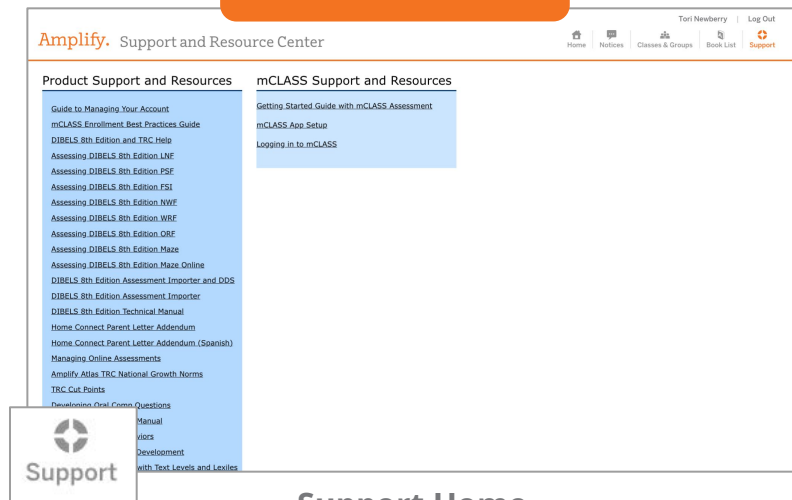
located in Programs and Apps menu →

learning.amplify.com/pdlibrary

PROGRAMS & APPS

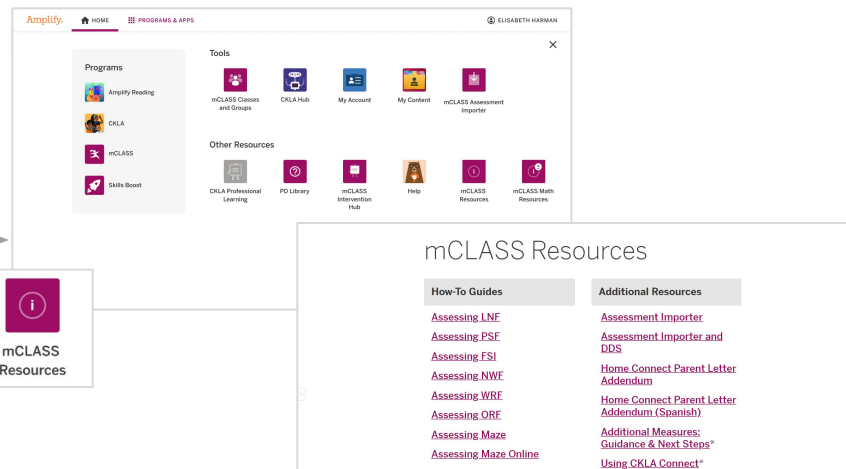
Retired: mCLASS support home

Retired on 7/1/23



Support Home


<https://mclass.amplify.com/portal/supporthome>



Resources links in Programs and Apps Menu

Open new resources pages in product help for mCLASS, mCLASS Español, and mCLASS Math (PDF URLs will not change)

What Unified Home and Entryways Look Like For Educators



mCLASS educator home

This screenshot shows the mCLASS educator home for a user named Susan. The interface includes a top navigation bar with 'Amplify.', 'HOME', 'PROGRAMS & APPS', and a user profile icon for 'ELISABETH HARTMAN'. A blue header banner displays a greeting 'Good morning, teacher Susan!' and icons for 'Calendar', 'Resources', and 'Student Home'. On the left, a sidebar contains a red-bordered button labeled 'mCLASS' and an 'EMOJI POLL RESULTS' section for 'Ms. H. Class 1 - 2nd Gr...' showing counts for 'Excited' (4), 'Chill' (6), 'Whatever' (5), and 'Ready' (10). The main content area features a 'Recommendations' section with two cards: one for training resources with a 'GET STARTED' button, and another for a Facebook community with a 'JOIN' button.

Only educator home access to mCLASS

This screenshot shows the mCLASS educator home for a user named Teacher Hartman. The top navigation bar includes 'Amplify.', 'HOME', 'PROGRAMS & APPS', and a user profile icon for 'J DOE'. The blue header banner says 'Welcome, Teacher Hartman!' with icons for 'Calendar', 'Tutorials', and 'Student Home'. The 'Your Programs' section on the left lists 'Boost', 'CKLA', and 'mCLASS' (highlighted with a red border and an arrow). The 'Recommendations' section on the right, titled 'Recommendations ⓘ', features three cards: 'Boost' (with a 'GO' button), 'CKLA' (with a 'Launch' button), and 'mCLASS' (with a 'View' button). The 'mCLASS' card includes the text: 'You have new DIBELS 8/ Lectura reporting data available to plan instruction.' Below the programs, a 'Today's Poll Results' section shows a dropdown for 'Ms. H. Class 1 - 2nd Gr...'.

Multi-product user

mCLASS educator home: reporting

Amplify. **mCLASS** **REPORTING** **ASSESSMENT** **DEMO** **ELISABETH HARTMAN**

English Classroom Reporting **Spanish Classroom Reporting**



District: **Lyndon District** School: **Oakdale School** Class / Group: **Hartman Grade 1**

Benchmark **Progress** **Instruction** **Home Connect** **Dual Language**

Beginning of Year	Middle of Year	End of Year	Summary				
	Composite	Phonemic Awareness FSS	Letter Sounds NWF-CLS	Decoding NWF-WRC	Word Reading WRF	Reading Fluency ORF	Basic Comprehension Maze
Class Summary	Well Below Benchmark	10 % 2 Students	30 % 6 Students	30 % 6 Students	10 % 2 Students	10 % 2 Students	0 % 0 Students
20/26 Students assessed	Below Benchmark	20 % 4 Students	20 % 4 Students	20 % 4 Students	20 % 4 Students	20 % 4 Students	0 % 0 Students
7 Not assessed	At Benchmark	55 % 11 Students	35 % 7 Students	45 % 9 Students	55 % 11 Students	55 % 11 Students	0 % 0 Students

mCLASS educator home: assessment

Amplify.




mCLASS

REPORTING

ASSESSMENT

DEMO

 ELISABETH HARTMAN

Teacher-Administered Assessment

Student Online Assessment

DISTRICT

SCHOOL

CLASS/GROUP

ASSESSMENT PERIOD

D8 DSM District


D8 DSM School


Demo Brown

EOY 5/15/2020 - 8/14/2020





SETUP

STATUS


 How to get started with online assessment


Name	Benchmark				PM	Amplify Username/Password
	Maze	Vocabulary	Spelling	RAN	Maze	
All Students	<input type="checkbox"/>	<input checked="" type="checkbox"/>	<input checked="" type="checkbox"/>	<input type="checkbox"/>	<input checked="" type="checkbox"/>	<div>If you have SSO credentials for your students, use those. <div>Get all logins</div></div>
Pre-Kindergarten						
Aandre_Pre-K, Patricia						paandrep4522 / patricia 


mCLASS educator home: programs and apps


  HOME  PROGRAMS & APPS  ELISABETH HARMAN

Programs


 Amplify Reading


 CKLA


 mCLASS


 Skills Boost


Tools

 mCLASS Classes and Groups


 CKLA Hub


 My Account


 My Content


 mCLASS Assessment Importer


Other Resources


 CKLA Professional Learning

 PD Library


 Help

 mCLASS Resources

 mCLASS Español Resources




Administrator with mCLASS DIBELS 8th and mCLASS Lectura

Amplify HOME **mCLASS** **REPORTING** ASSESSMENT DEMO  ELISABETH HARTMAN


ADMIN REPORTING ENGLISH CLASSROOM REPORTING SPANISH CLASSROOM REPORTING

My Reports My Dashboard View My Data Help

 Please note: [Visit this help topic](#) for an overview of recent updates to the Reporting and Analysis Suite. You can access the online help at any time by clicking the blue Help link in the banner at the top of a Reporting page.

Show reports saved or sent to me during: 2020 - 2021 ▾

My Saved Reports







Grade	Red (%)	Yellow (%)	Green (%)
K	85	10	5
1	75	15	10
2	65	25	10
3	55	35	10


1_Comparing Measures Demo 9-22-21
Description:
[Edit](#) | [Delete](#)

Reports Sent to Me



Your colleagues can share reports with you. When they do, you will see your shared reports here, instead of this message.

Educator with mCLASS DIBELS 8th, mCLASS Intervention and mCLASS Math

Amplify.   mCLASS **REPORTING** ASSESSMENT INTERVENTION  DEMO  ELISABETH HARTMAN


English Classroom Reporting Math Reporting 

District: **Lyndon District** School: **Oakdale School** Class / Group: **Hartman Grade 1**

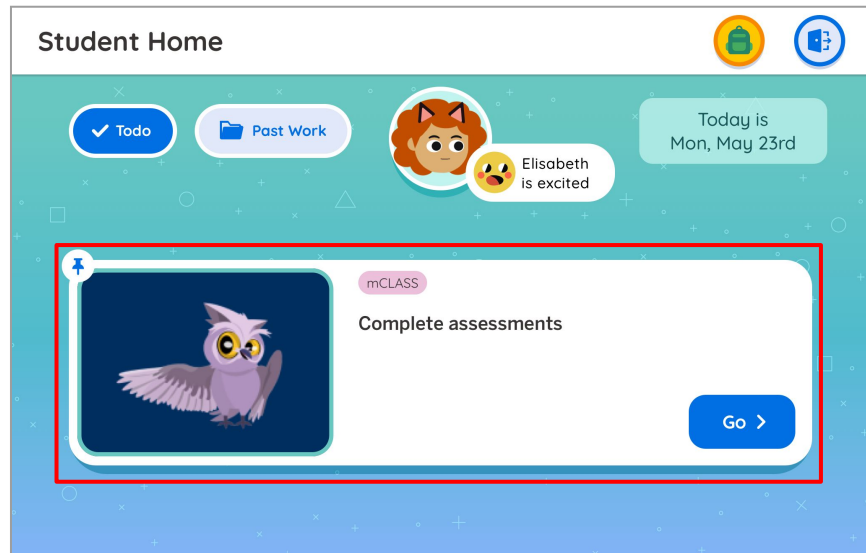
Benchmark Progress Instruction Home Connect  

Beginning of Year		Middle of Year	End of Year	Summary					
		Composite	Phonemic Awareness FSS	Letter Sounds NWF-CLS	Decoding NWF-WRC	Word Reading WRF	Reading Fluency ORF	Basic Comprehension Maze	
Class Summary	20/26 Students assessed	Well Below Benchmark	10% 2 Students	30% 6 Students	30% 6 Students	10% 2 Students	10% 2 Students	10% 2 Students	0% 0 Students
	7 Not assessed	Below Benchmark	20% 4 Students	20% 4 Students	20% 4 Students	20% 4 Students	20% 4 Students	20% 4 Students	0% 0 Students
	1 In progress	At Benchmark	55% 11 Students	35% 7 Students	45% 9 Students	55% 11 Students	55% 11 Students	55% 11 Students	0% 0 Students
		Above Benchmark	15% 3 Students	15% 3 Students	25% 5 Students	15% 3 Students	15% 3 Students	15% 3 Students	0% 0 Students

What Unified Home and Entryways Look Like For Students



mCLASS student home for K-5




Only student home access to mCLASS



Multi-product user

mCLASS Lectura



mCLASS Lectura: Progress Monitoring

Important Information/Reminders:

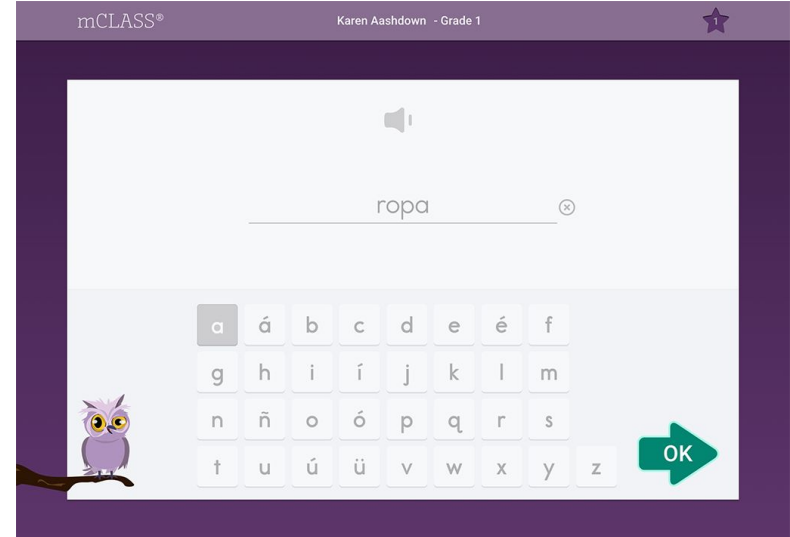
- Reminder: mCLASS Lectura began in 22-23
- Reminder: Lectura enhancements were released earlier in the year: a Printer-friendly Lectura Classroom Summary Report and Printer-friendly Dual Language Classroom Report
- **New RFS 23 Update!** mCLASS Lectura has new progress monitoring (PM) recommendations for 23-24
- After educators have completed benchmark assessments with their students, they will receive more targeted Progress Monitoring recommendations
- Recommended measures for mCLASS Lectura progress monitoring (PM) will now focus on the most instructionally relevant areas. Students' progress will be tracked on each skill and - after an appropriate number of data points are collected - it will flag whether the student is on- or off-track for their target skill(s).




mCLASS Lectura: Revised Spelling Español Cutpoints

What is the headline update?

- **New RFS 23 Update!** Revised Spelling Español cutpoints, allowing for a new 'well below benchmark' level
- Having two cutpoints creates three performance levels: red (well below), yellow (below), and green (meeting benchmark) in Spelling Español
- It will provide educators with a more precise interpretation of results to support students.
- Historical data will be updated in Classroom Reports and Admin Reports to reflect the changes (e.g. a student might have been green previously, now with a different cutpoint might be yellow)..

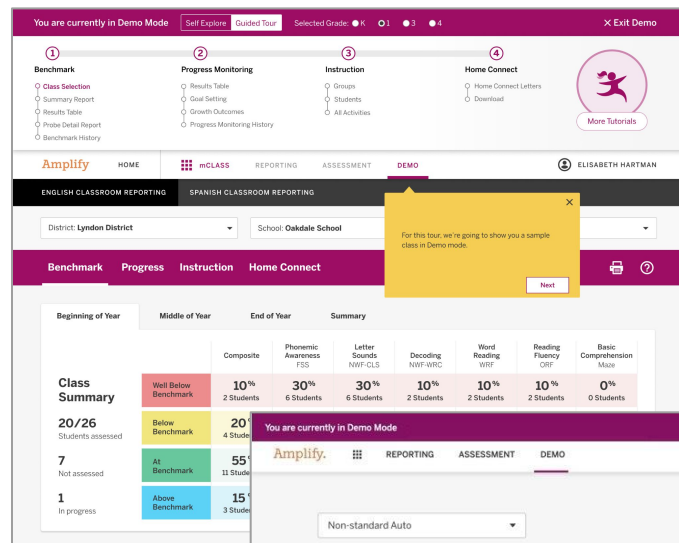


mCLASS DIBELS 8th Demo Mode

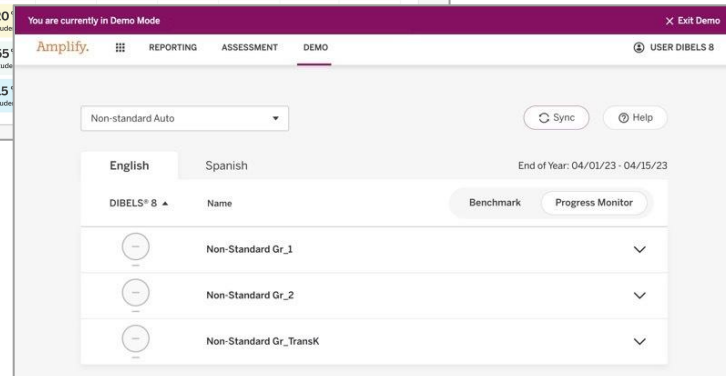


mCLASS DIBELS 8th Demo Mode

- Allows educators to explore reports and instructional tools populated with realistic data.
- **Only available for mCLASS with DIBELS 8th Edition**
- Available for both **reporting** and **assessment**
- Releases by July 7, 2023
- *Note: mCLASS Lectura demo mode is planned for MOY 23/24.



English
Classroom
Reporting



Teacher-Administered **Assessment**

Demo Mode: English Classroom Reporting

You are currently in Demo Mode Self Explore Guided Tour Selected Grade: ☒ K ☐ 1 ☐ 3 ☐ 4 ✕ Exit Demo

1 **Benchmark**

- Class Selection
- Summary Report
- Results Table
- Probe Detail Report
- Benchmark History

2 **Progress Monitoring**

- Results Table
- Goal Setting
- Growth Outcomes
- Progress Monitoring History

3 **Instruction**

- Groups
- Students
- All Activities

4 **Home Connect**

- Home Connect Letters
- Download

More Tutorials

Amplify HOME **mCLASS** REPORTING ASSESSMENT **DEMO** ELISABETH HARTMAN

ENGLISH CLASSROOM REPORTING SPANISH CLASSROOM REPORTING

District: **Lyndon District** School: **Oakdale School**

Benchmark **Progress** **Instruction** **Home Connect**

For this tour, we're going to show you a sample class in Demo mode. Next

	Beginning of Year	Middle of Year	End of Year	Summary				
		Composite	Phonemic Awareness FSS	Letter Sounds NWF-CLS	Decoding NWF-WRC	Word Reading WRF	Reading Fluency ORF	Basic Comprehension Maze
Class Summary	Well Below Benchmark	10% 2 Students	30% 6 Students	30% 6 Students	10% 2 Students	10% 2 Students	10% 2 Students	0% 0 Students
20/26 Students assessed	Below Benchmark	20% 4 Students	20% 4 Students	20% 4 Students	20% 4 Students	20% 4 Students	20% 4 Students	0% 0 Students

Demo Mode: English Classroom Reporting

You are currently in Demo Mode Selected Grade: ● K ● 1 ● 3 ● 4 ✕ Exit Demo

Turn Off Guidance Start Over


The composite score indicates the student's overall performance level and likely need for support. The colors and labels indicate the benchmark status and level of support needed.

Lexile ☐ Off Percentile ☐ Off How to understand assessment results

Beginning 10 of 53 Previous Next

Grade 1	Composite	LNF	PSF	NWF-CLS	NWF-WRC	WRF	ORF-Accu	ORF	OL	VOCAB	SPELL	RAN
Last Name, First Name	Goal 330	Goal 42	Goal 31	Goal 30	Goal 5	Goal 12	Goal 67%	Goal 10	Goal N/A	Goal 18	Goal 29	Goal 62
Ali, Sameer	302 Well Below	6 Well Below	10 Well Below	2 Well Below	0 Well Below	0 Well Below	Discont'd	Discont'd	—	—	—	—
Archer, Aiden	324 Below	62 Benchmark	14 Well Below	12 Well Below	3 Below	11 Below	62% Below	8 Below	—	—	—	—
Bernal, Ana	329 Below	34 Below	40 Benchmark	20 Well Below	5 Benchmark	10 Below	73% Benchmark	22 Benchmark	—	—	—	—
Brown, Emi	310 Well Below	27 Well Below	6 Well Below	11 Well Below	0 Well Below	0 Well Below	Discont'd	Discont'd	—	—	—	—

mCLASS Intervention Updates



Intervention content and branding updates

Content

- New advanced phonological awareness activities
- Updated K-3 decoding activities that include practice with writing sound spelling patterns and words
- Launch by July 30, 2023

Branding

- Making sure that updated branding appears throughout the product
- Releasing on a rolling basis between now and July 30, 2023

Change a Sound to Make a New Word: Phoneme Substitution Accuracy

9 Now swap /s/ for /t/. Students pull off the counter representing that sound, and flip it over.

DAY 1
1st-3rd

run their finger under the counters to say the new word.

Then we start with nurse and swap /s/ for /t/ and

table below, calling on individual students. Pose the student.

or ____	New word
or /t/	nerve
or /t/	site
or /p/	harp
or /t/	fort
or /n/	teen
or /p/	lap
or /d/	ride
or /k/	park
or /t/	fight
or /p/	sharp
or /k/	bite
or /t/	late
or /n/	dime
or /s/	keys
or /ch/	beach

In a Nutshell: (5–8 minutes)

Students use the Spoken Sounds mat and counters to represent the individual phonemes in a word. They flip one of the counters to change one sound to a new one. Then they blend all the sounds to say a new word.

MATERIALS

- A copy of the Spoken Sounds mat for yourself and every student.
- A set of five counters for yourself and every student.

PREPARE

Make a list of these words for you to refer to: wake, nurse, side, harm, fork, team, lab, right, part, five, shark, bike, lake, divs, keeps, beam. Place masking tape on one side of each counter to differentiate the color of each side.

MODEL

- 1 Display the Spoken Sounds mat and counters.
- 2 Today we are going to do an activity called **Change a Sound to Make a New Word**. I'm going to say a word and imagine it is coming right out of this mouth onto the curve. I'm going to put a counter along this curve for each sound I hear in the word.
- 3 The word is **wake**. You say **wake**. Students: wake.
- 4 Place one counter going up the curve, another at the top, and a final counter going down the curve. Run your finger along the curve, as you say each sound.
- 5 Watch how it looks on our Spoken Sounds mat. /w/ /a/ /k/.
- 6 Lift the first counter, flip it over, and put it back down.
- 7 Now I'm going to change a sound to make a new word. I'm going to change /k/ to /d/.
- 8 Run your finger under the counters on the curve, as you say each sound.
- 9 Now I have /w/ /a/ /d/. What's the new word? Students: **wade**.

6 Yes! Wade is the new word. If we start with wake and change /k/ to /d/, we get wade!

PRACTICE

- 7 Distribute the Spoken Sounds mats and counters. Now it's your turn. The next word is **nurse**.
- 8 Students place counters along the curve. Students run their finger under the curve, smoothly pronouncing each sound in turn.