

REPORTING AND ANALYSIS SUITE OVERVIEW

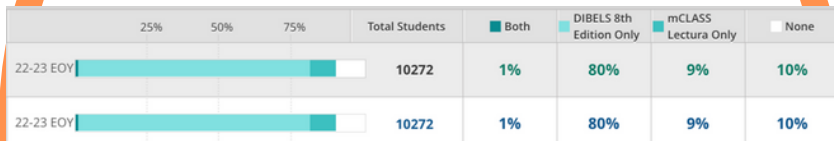
[Click here to access RAS online tutorial](#)

You will need to be logged into your Amplify account to access the above link



COMPLETION

The completion report indicates completion status of benchmark assessments for a given time of year. From this report, you can view by time of year, by grade or by a subset of students filtered by demographic population.



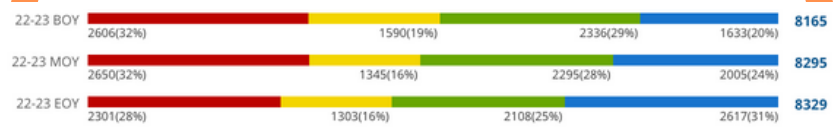
COMPARING MEASURES

The comparing measures report compares assessment results for student populations across multiple measures.



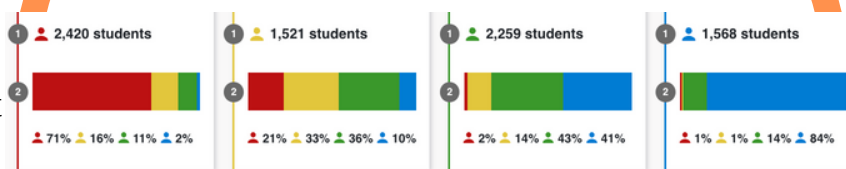
COMPARING POPULATIONS

The comparing measures report displays the performance of one or more student populations on an assessment or assessment measure on one of more points of time.



CORRELATION

The correlation report tracks student performance over time on a specific measure or can be used to compare student performance on two different measures. Measure 1 represents the time of year students first were assessed and Measure 2 is the percentage of students in measure 1 that slid, maintained or grew for the selected time of year. For example, measure 1 shows that at BOY 2,420 students were at well below. Measure 2 shows that at EOY, 71% remained well below, 16% moved to below, 11% moved to at and 2% moved to above.



LITERACY SUITE

Amplify's 3 part literacy suite includes: Complete Core Program-Texas ELAR/SLAR, the Assessment and Intervention Programs to include mCLASS/Lectura and mCLASS Intervention, and Supplemental Personalized Learning with Boost Reading/Boost Lectura.

